

SONY®



PlayStation®

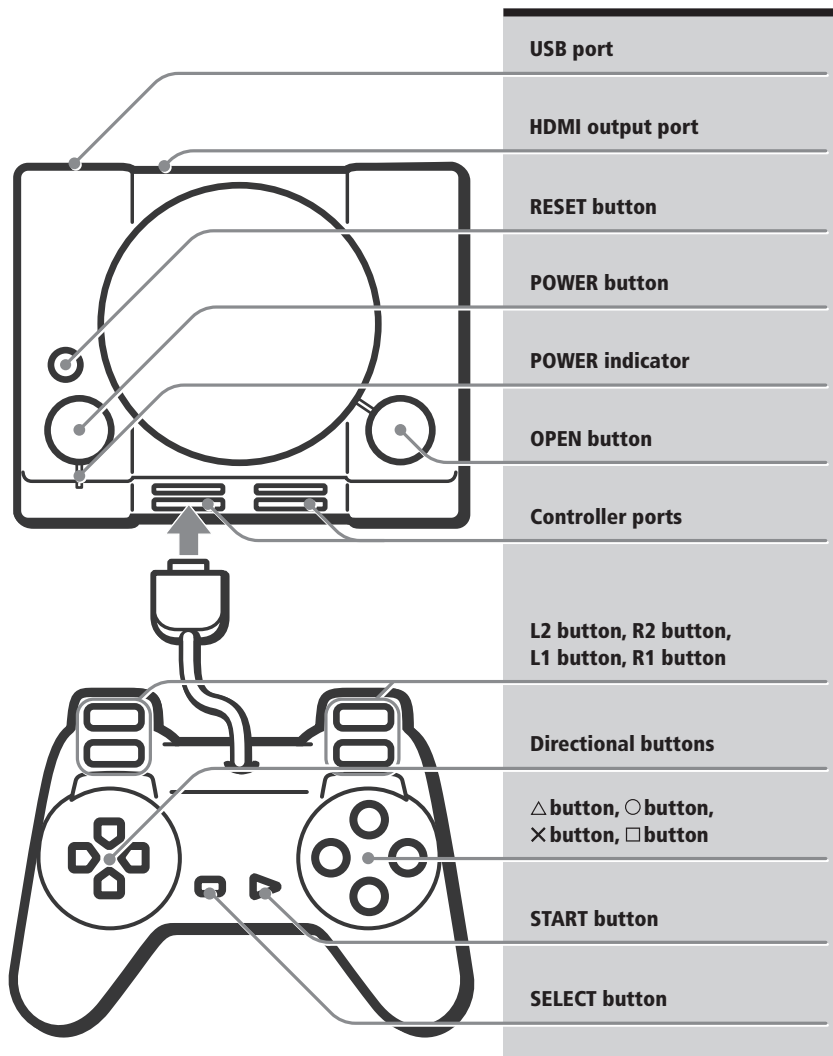
PlayStation® Classic

Instruction manual

Thank you for purchasing PlayStation®Classic. You can enjoy playing games preloaded on this console.

SCPH-1000R

© 2018 Sony Interactive Entertainment Inc.



**To avoid electrical shock, do not open the enclosure. Refer servicing to qualified personnel only.**

## FCC notice

### Notes:

- This equipment has been tested and found to comply with the limits for a Class B digital device, pursuant to Part 15 of the FCC rules. These limits are designed to provide reasonable protection against harmful interference in a residential installation. This equipment generates, uses, and can radiate radio frequency energy and, if not installed and used in accordance with the instructions, may cause harmful interference to radio communications. However, there is no guarantee that interference will not occur in a particular installation. If this equipment does cause harmful interference to radio or television reception, which can be determined by turning the equipment off and on, the user is encouraged to try to correct the interference by one or more of the following measures:
  - Reorient or relocate the receiving antenna.
  - Increase the separation between the equipment and receiver.
  - Connect the equipment into an outlet on a circuit different from that to which the receiver is connected.
  - Consult the dealer or an experienced radio/TV technician for help.
- You are cautioned that any changes or modifications not expressly approved by the party responsible for compliance could void the user's authority to operate the equipment.
- If you have questions about this product, visit [playstation.com/helpme](http://playstation.com/helpme). The phone number in the supplier's declaration of conformity is only for FCC electrical interference inquiries.

### Supplier's Declaration of Conformity

Trade Name : SONY  
 Model No. : SCPH-1000R  
 Responsible Party : Sony Electronics Inc.  
 Address : 16535 Via Esprillo, San Diego,  
 CA 92127 U.S.A.  
 Telephone No. : 858-942-2230 (Only for FCC  
 electrical interference inquiries)

This device complies with Part 15 of the FCC Rules. Operation is subject to the following two conditions: (1) this device may not cause harmful interference, and (2) this device must accept any interference received, including interference that may cause undesired operation.

## Photosensitivity/Epilepsy/Seizures

A very small percentage of individuals may experience epileptic seizures or blackouts when exposed to certain light patterns or flashing lights. Exposure to certain patterns or backgrounds on a television screen or when playing video games may trigger epileptic seizures or blackouts in these individuals. These conditions may trigger previously undetected epileptic symptoms or seizures in persons who have no history of prior seizures or epilepsy. If you, or anyone in your family, has an epileptic condition or has had seizures of any kind, [consult your doctor before playing.](#)

**IMMEDIATELY DISCONTINUE** use and consult your doctor before resuming gameplay if you or your child experience any of the following health problems or symptoms:

- dizziness,
- altered vision,
- eye or muscle twitches,
- loss of awareness,
- disorientation,
- seizures, or
- any involuntary movement or convulsion.

### RESUME GAMEPLAY ONLY ON APPROVAL OF YOUR DOCTOR.

#### Use and handling of video games to reduce the likelihood of a seizure

- Use in a well-lit area and keep as far away as possible from the television screen.
- Avoid large screen televisions. Use the smallest television screen available.
- Avoid prolonged use of the console. Take a 15-minute break during each hour of play.
- Avoid playing when you are tired or need sleep.

This instruction manual is for purchases in the United States and Canada.

Before using this product, carefully read this manual and the manual that came with your AC adaptor (not included) and retain them for future reference. Parents and guardians of children should read these manuals and make sure that children follow all safety precautions.

## Safety

This product has been designed with the highest concern for safety. However, any electrical device, if used improperly, has the potential for causing fire, electrical shock or personal injury. To help ensure accident-free operation, follow these guidelines:

- Observe all warnings, precautions and instructions.
- Regularly inspect the USB cable for damage.
- Stop use, unplug the AC adaptor (not included) from the electrical outlet and disconnect any other cables immediately if the device functions in an abnormal manner, produces unusual sounds or smells or becomes too hot to touch.
- For more information on product safety and support, visit our website (→▶ "Further information").

## Use and handling

- This console can play only the preloaded games. The console cannot download other games, or play PlayStation® format software discs or audio CDs.
- Only the included controllers are compatible with this console.
- The console memory stores limited game save data. External storage devices such as memory cards are not supported.
- Some game features and gameplay experience may be different from when played on previously released PlayStation® consoles.
- Do not use the console in a closed cabinet or other locations where heat may build up. Doing so may cause the console to overheat and may lead to injury or malfunction.
- If the console's internal temperature becomes elevated, a message will be displayed. In this case, turn off the console and leave it unused for a while. After the console cools down, move it to a location with good ventilation, and then resume use.
- Use in a well-lit area and keep as far away as possible from the television screen.

- Avoid prolonged use of the console and controller.
- Stop using the console immediately if you begin to feel tired or if you experience discomfort or pain in your hands or arms while operating the controller. If the condition persists, consult a doctor.
- If you experience any of the following health problems, discontinue use of the console immediately. If symptoms persist, consult with your doctor.
  - Dizziness, nausea, fatigue or symptoms similar to motion sickness
  - Discomfort or pain in a part of the body, such as eyes, ears, hands or arms
- Keep the console, accessories, and any small components out of the reach of small children.
- Any TV or component connected to the console must be functioning properly and free of defects. If a TV or component connected to the console is faulty or defective, it may cause damage to the TV or component, or to the console itself. As with all electrical products, connection to faulty or defective components, or the failure to connect to a properly wired outlet, may cause sparking and pose a fire hazard.
- Do not touch the console, AC adaptor (not included), or connected cables or accessories during an electrical storm.
- Do not use the console or accessories near water.
- Do not allow liquid, small particles or other foreign objects to get into the console or accessories.
- Do not touch the connectors of the console or accessories.
- Do not expose the console or accessories to dust, smoke or steam. Also, do not place the console in an area subject to excessive dust or cigarette smoke.
- Do not expose the console or accessories to high temperatures, high humidity or direct sunlight.
- Do not place the console or accessories on surfaces that are unstable, tilted or subject to vibration.
- Be careful when carrying the console and its accessories. If you do not have a good grip, the console and accessories may drop, causing potential damage or injury.
- Do not turn off the console while data is being saved on or loaded from the console memory.
- Do not disconnect the console from the power source while the POWER indicator is green. Doing so may cause data to be lost or corrupted, or the console may be damaged.
- Do not stand on or put objects on the console, and do not stack the console with other devices.
- Do not place the console and connected accessories on the floor or in a place where they may cause someone to trip or stumble.
- Do not allow bodily contact with the console for an extended period of time while in use. It may cause low-temperature burns.
- When connecting the console to a plasma or projection\* TV, do not leave a still image on the TV screen for an extended period of time, as this may leave a faint image permanently on the screen.
  - \* Except LCD screen types

## Vents

Do not block any vents. To maintain good ventilation, follow the guidelines below:

- Place the console at least 10 cm (4 in) away from a wall surface.
- Do not place on a carpet or rug with long fibers.
- Do not place in a narrow or cramped space.
- Do not cover with cloth.
- Do not allow dust to build up on the vents.

## AC adaptor (not included) and USB cable

- Do not plug the AC adaptor (not included) into an electrical outlet until you have connected the HDMI cable. Make sure the TV is unplugged from the electrical outlet prior to connecting it to the console.
- Do not use an AC adaptor (not included) that does not meet the designated specifications. Doing so may cause fire or electric shock.
- Do not touch the plug of the AC adaptor (not included) with wet hands.
- Do not damage the USB cable. Using a damaged cable or connector may lead to fire or electric shock.
- Protect the USB cable from being walked on or pinched particularly at the connector and the point where the cable exits from the console.
- Do not modify the USB cable.

- Do not place heavy items on the USB cable. Never pull by the cable.
- Do not place the USB cable near heating equipment and do not expose the cable to heat.
- Unplug the AC adaptor (not included) from the electrical outlet before cleaning or moving the console, or when you do not intend to use the console for an extended period of time. When disconnecting, grasp the USB cable by the connector and pull straight out of the AC adaptor (not included). Never pull by the cable and do not pull out at an angle.
- Do not connect the AC adaptor (not included) to a voltage transformer or inverter. Connecting the AC adaptor (not included) to a voltage transformer for overseas travel or an inverter for use in an automobile may cause burns or a malfunction.

## Never disassemble or modify the console or accessories

Use this product according to the instructions in the product documentation. No authorization for the analysis or modification of this product, or the analysis and use of its circuit configurations, is provided. There are no user serviceable components inside this product.

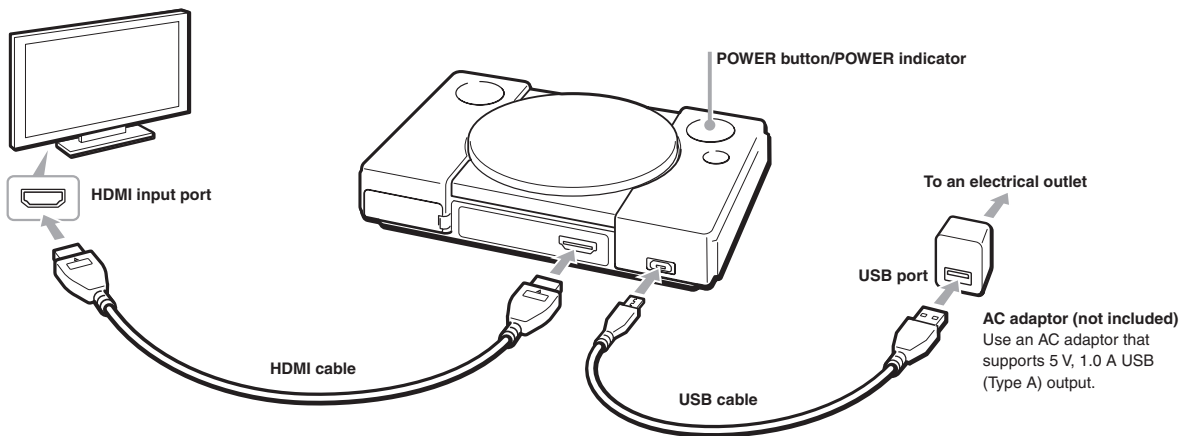
## Moisture condensation

If this console is brought directly from a cold location to a warm one, moisture may condense inside the console and cause it to operate improperly. Should this occur, turn off and unplug the console. Do not use the console until the moisture evaporates (this may take several hours). If the console still does not operate properly, contact SIE Consumer Services (\*\*► "Further information").

# 4 Connecting your console


Connect your console as shown in the illustration.

- Use the included cables.
- After making all connections, plug the AC adaptor (not included) into an electrical outlet. The POWER indicator turns orange momentarily.
- Read the instruction manuals for any connected devices as well.



## Connecting the controller

Connect the controller to a controller port. When playing by yourself, connect the controller to port 1.



## Turning your console on and off

Switch your TV's input to HDMI, and then press the POWER button. When your console is turned on, the POWER indicator changes from orange to green, and the home screen appears on your TV.

To turn your console off, press the POWER button again.

## Starting a game

Select a game with the left button or right button on the controller. The game's start screen appears.

## Saving

You can save game data on a virtual memory card.

The method for saving data and loading data varies by game.

Select [MEMORY CARD] on the home screen to view or delete saved data for the selected game.

## Switching discs

You might need to switch virtual discs for PlayStation® format software that was originally provided on multiple discs. If a message appears asking you to switch discs, press the OPEN button on the console.

Note that pressing the OPEN button activates the switching of virtual discs and does not open the console.

## Returning to the home screen

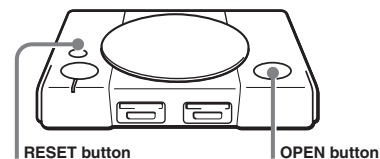
Press the RESET button on the console. Your game is closed, and the current state of gameplay is saved as a resume point.

- One resume point can be saved for a single game. When a resume point already exists, you can choose to overwrite it.
- Select [RESUME POINT] on the home screen to continue playing where you left off.

## If the console doesn't recognize your controller

Press the RESET button on the console.

Home screen



## LIMITED HARDWARE WARRANTY AND LIABILITY

Sony Interactive Entertainment LLC ("SIE") warrants to the original purchaser ("you") that the PlayStation®Classic hardware, which includes components contained in the retail box with this hardware ("Product"), will be free from material defects in material and workmanship for a period of one year from the original date of purchase (the "Warranty Period"). This warranty is valid only in the United States and Canada. IF THIS PRODUCT IS DETERMINED TO BE MATERIALLY DEFECTIVE DURING THE WARRANTY PERIOD, YOUR SOLE REMEDY AND SIE'S SOLE AND EXCLUSIVE LIABILITY IS LIMITED TO: (A) THE REPAIR OR REPLACEMENT OF THIS PRODUCT WITH A FACTORY-RECERTIFIED PRODUCT, AT SIE'S OPTION, AT NO CHARGE TO YOU; AND (B) RETURN SHIPPING OF THE CONSOLE (NOT ANY PERIPHERAL, CONTROLLER, ACCESSORY OR CABLE) TO AN SIE-AUTHORIZED SERVICE FACILITY, VIA A SHIPPING BOX WITH A PREPAID SHIPPING LABEL PROVIDED BY SIE, AND SHIPPING OF THE REPAIRED CONSOLE OR A FACTORY-RECERTIFIED REPLACEMENT CONSOLE TO YOU, AT NO CHARGE TO YOU. For purposes of this Limited Hardware Warranty and Liability, "factory recertified" means a product that has been returned to its original specifications.

THIS WARRANTY DOES NOT APPLY: (A) TO DAMAGE CAUSED BY USE OF THIS PRODUCT WITH PRODUCTS THAT ARE NOT COMPATIBLE WITH THIS PRODUCT; (B) TO DAMAGE CAUSED BY USE OF THIS PRODUCT WITH ANY PERIPHERAL(S) THAT SIE DOES NOT LICENSE OR SELL, INCLUDING NON-LICENSED GAME ENHANCEMENT DEVICES, CONTROLLERS, ADAPTORS AND POWER SUPPLY DEVICES; (C) IF THIS PRODUCT IS USED FOR ANY COMMERCIAL PURPOSE, INCLUDING RENTAL OR ARCADE PURPOSES; (D) IF THIS PRODUCT IS MODIFIED TO ALTER CAPABILITY OR FUNCTIONALITY WITHOUT SIE'S WRITTEN PERMISSION; (E) TO DAMAGE CAUSED BY ACTS OF GOD, MISUSE, ABUSE, NEGLIGENCE, ACCIDENT, UNREASONABLE USE, OR BY CAUSES UNRELATED TO DEFECTIVE MATERIALS OR WORKMANSHIP; (F) IF THIS PRODUCT HAS HAD THE SERIAL NUMBER ALTERED, DEFACED OR REMOVED; OR (G) TO DAMAGE CAUSED BY (1) SERVICE (INCLUDING UPGRADES AND EXPANSIONS) PERFORMED BY ANYONE WHO IS NOT A REPRESENTATIVE OF SIE OR AN SIE-AUTHORIZED SERVICE PROVIDER, OR (2) OPENING THE PRODUCT OR ANY ACTION TAKEN

WITHIN IT BY ANYONE WHO IS NOT A REPRESENTATIVE OF SIE OR AN SIE-AUTHORIZED SERVICE PROVIDER. THIS WARRANTY DOES NOT COVER PRODUCTS SOLD AND CLEARLY MARKED "AS IS" OR WITH FAULTS. SIE MAY VOID THIS WARRANTY IF SIE REASONABLY BELIEVES THAT THE PRODUCT HAS BEEN USED IN A MANNER THAT VIOLATES THE TERMS OF A SEPARATE END USER LICENSE AGREEMENT FOR SOFTWARE OR GAME SOFTWARE.

THIS WARRANTY IS PROVIDED TO YOU IN LIEU OF ALL OTHER EXPRESS OR IMPLIED WARRANTIES INCLUDING WARRANTIES OF MERCHANTABILITY AND FITNESS FOR A PARTICULAR PURPOSE FOR THIS PRODUCT, WHICH SIE DISCLAIMS UNDER THESE TERMS. HOWEVER, IF APPLICABLE LAW REQUIRES ANY OF THESE WARRANTIES, THEN THEY ARE LIMITED IN DURATION TO THE WARRANTY PERIOD.

EXCEPT AS EXPRESSLY STATED ABOVE, SIE EXCLUDES ALL LIABILITY FOR LOSS OF DATA, LOSS OF PROFIT, OR ANY LOSS OR DAMAGE SUFFERED BY YOU OR ANY THIRD PARTY, WHETHER THOSE DAMAGES ARE DIRECT, INDIRECT, CONSEQUENTIAL, SPECIAL, OR INCIDENTAL AND HOWEVER ARISING UNDER ANY THEORY OF LAW, AS A RESULT OF USING THIS PRODUCT. SOME STATES OR PROVINCES DO NOT ALLOW LIMITATIONS ON HOW LONG AN IMPLIED WARRANTY LASTS AND SOME STATES DO NOT ALLOW THE EXCLUSION OR LIMITATIONS OF CONSEQUENTIAL OR INCIDENTAL DAMAGES, SO THESE LIMITATIONS OR EXCLUSIONS MAY NOT APPLY TO YOU.

This warranty gives you specific legal rights. You may also have other rights which vary from state to state or province to province.

The warranty offered by SIE on this Product is the same whether or not you register your product.

This warranty does not apply to any software that is preinstalled in the PlayStation®Classic hardware or is subsequently provided. PlayStation®Classic software is licensed to you under the terms of a separate end user

license agreement at [doc.dl.playstation.net/doc/psclassic-eula/](http://doc.dl.playstation.net/doc/psclassic-eula/), which contains separate warranty provisions.

You must visit [playstation.com/service](http://playstation.com/service) or call 1-800-345-7669 to receive a return authorization and shipping instructions. A VALID PROOF OF PURCHASE IN THE FORM OF A BILL OF SALE OR RECEIPT FROM A RETAILER WITH THE DATE OF THE ORIGINAL PURCHASE MUST BE PRESENTED TO OBTAIN WARRANTY SERVICE.

You understand and acknowledge that any time SIE services this Product (either within the Warranty Period or under a separate service arrangement), SIE may need to provide certain services to ensure this Product functions properly and according to SIE guidelines and specifications. These services may include the installation of the latest software, or service or replacement of the PlayStation®Classic console storage or the PlayStation®Classic with a new or factory recertified product. You acknowledge and agree that some services may change your current settings, cause a removal of cosmetic stickers or console skins, cause a loss of data or content, or cause some loss of functionality. You should remove any peripherals, non-PlayStation®Classic components, and any content that you consider proprietary, private, or confidential before you send in your PlayStation®Classic for service. SIE is not liable for damages resulting from your failure to comply with the foregoing, or any instructions that SIE provides to you. After SIE services the Product and returns it to you or returns a factory-recertified product to you under this warranty, this warranty applies to the returned product for the longer of (i) 90 days from the date that SIE ships the Product or the factory-recertified product or (ii) the original Warranty Period.

Except as this Limited Hardware Warranty and Liability provides, SIE is not be liable for any direct and indirect, consequential, or special damages, including any damages that may arise from loss of data or functionality. The foregoing limitation applies to the extent permitted by law.

# Specifications

Design and specifications are subject to change without notice.

The illustrations and screen images used in this manual may vary from the actual product.

## Video output

720p, 480p

## Sound output

Linear PCM

## Input/output

HDMI™ output port

USB port (Micro-B)\*

Controller port × 2

## Power\*

5 V ≈ 1.0 A

## Maximum rated power

5 W

## External dimensions (excluding controller)

Approx. 149 × 33 × 105 mm (5.8 × 1.3 × 4.1 in)  
(width × height × depth)

## Mass

Console: Approx. 170 g (6.0 oz)

Controller: Approx. 140 g (4.9 oz)

## Operating temperature

5 °C to 35 °C

\* A commercially available USB AC adaptor (not included) is required to use this console. Use an AC adaptor that supports 5 V, 1.0 A USB (Type A) output. However, there is no guarantee that all AC adaptors are compatible with your console.

## POWER indicator status

### Off

Console is off.

### Orange

Console is on standby.

### Green

Console is on.

### Blinking orange and green alternately

Console is overheating.

Remove the AC adaptor (not included) from the electrical outlet, and then leave your console in a well-ventilated location for a while.

### Red

Console is overheating.

Your console turns off automatically. Remove the AC adaptor (not included) from the electrical outlet, and then leave your console in a well-ventilated location for a while.

## End of life product recycling

The PlayStation®Classic is made of many materials that may be recycled. Follow local regulations when disposing of the product. Sony products can be recycled for free in the United States and Canada by dropping the product off at a number of nationwide locations. Visit [www.sony.com/electronics/eco/environmental-management](http://www.sony.com/electronics/eco/environmental-management) for details.

# Copyright and trademarks

7

"PS" and "PlayStation" are registered trademarks or trademarks of Sony Interactive Entertainment Inc.

"SONY" and "SONY" are registered trademarks or trademarks of Sony Corporation.

The terms HDMI and HDMI High-Definition Multimedia Interface, and the HDMI Logo are trademarks or registered trademarks of HDMI Licensing Administrator, Inc. in the United States and other countries.

Visit [doc.dl.playstation.net/doc/psclassic-oss/](http://doc.dl.playstation.net/doc/psclassic-oss/) or refer to the information provided in the software for licenses of third-party software and open-source software, and copyrights.

All other trademarks are the properties of their respective owners.

## Further information

### PlayStation®Classic website

For more information about the product, visit the website below.

[rd.playstation.com/psclassic/](http://rd.playstation.com/psclassic/)



### Support

The official site for PlayStation® product support provides the latest questions and answers about your product. [playstation.com/helpme](http://playstation.com/helpme)

# PlayStation®



Sony  
Interactive  
Entertainment

Printed in China



4-746-295-22(1)