

SONY®



Safety and Support

CECH-4201B

4-467-140-11(1)

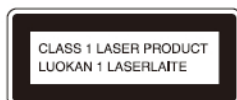
WARNING

To avoid electrical shock, do not open the cabinet. Refer servicing to qualified personnel only.

Caution

Use of controls or adjustments or performance of procedures other than those specified herein may result in hazardous radiation exposure.

The use of optical instruments with this product will increase eye hazard.



This appliance is classified as a CLASS 1 LASER product under IEC60825-1:2007.

FCC and IC notice

This equipment complies with FCC/IC radiation exposure limits set forth for an uncontrolled environment and meets the FCC radio frequency (RF) Exposure Guidelines in Supplement C to OET65 and RSS-102 of the IC radio frequency (RF) Exposure rules. This equipment should be installed and operated with at least 20 cm (8 in) and more between the radiator and person's body (excluding extremities: hands, wrists, feet and ankles). This transmitter must not be co-located or operated in conjunction with any other antenna or transmitter. The wireless controller complies with FCC/IC radiation exposure limits set forth for uncontrolled environment and meets the FCC radio frequency (RF) Exposure Guidelines in Supplement C to OET65 and RSS-102 of the IC radio frequency (RF) Exposure rules. This equipment has very low levels of RF energy that are deemed to comply without testing of specific absorption rate (SAR).

NOTE:

This equipment has been tested and found to comply with the limits for a Class B digital device, pursuant to Part 15 of the FCC rules. These limits are designed to provide reasonable protection against harmful interference in a residential installation. This equipment generates, uses, and can radiate radio frequency energy and, if not installed and used in accordance with the instructions, may cause harmful interference to radio communications. However, there is no guarantee that interference will not occur in a particular installation. If this equipment does cause harmful interference to radio or television reception, which can be determined by turning the equipment off and on, the user is encouraged to try to correct the interference by one or more of the following measures:

- Reorient or relocate the receiving antenna.

- Increase the separation between the equipment and receiver.
- Connect the equipment into an outlet on a circuit different from that to which the receiver is connected.
- Consult the dealer or an experienced radio/TV technician for help.

You are cautioned that any changes or modifications not expressly approved by the party responsible for compliance could void the user's authority to operate the equipment.

If you have questions about this product, visit <http://www.us.playstation.com/support> or contact SCEA Consumer Services at 1-800-345-7669. You can also write to: Sony Computer Entertainment America LLC Consumer Services/Technical Support PO Box 5888, San Mateo, CA 94402-0888 U.S.A.

Declaration of Conformity

Trade Name : SONY
 Model No. : CECH-4201B
 Responsible Party : Sony Electronics Inc.
 Address : 16530 Via Esprillo San Diego, CA 92127 U.S.A.
 Telephone No. : 858-942-2230
 This device complies with Part 15 of the FCC Rules and Industry Canada license-exempt RSS standard(s).
 Operation is subject to the following two conditions: (1) this device may not cause harmful interference, and (2) this device must accept any interference received, including interference that may cause undesired operation.

Photosensitivity/Epilepsy/Seizures

A very small percentage of individuals may experience epileptic seizures or blackouts when exposed to certain light patterns or flashing lights. Exposure to certain patterns or backgrounds on a television screen or when playing video games may trigger epileptic seizures or blackouts in these individuals. These conditions may trigger previously undetected epileptic symptoms or seizures in persons who have no history of prior seizures or epilepsy. If you, or anyone in your family, has an epileptic condition or has had seizures of any kind, consult your doctor before playing.

IMMEDIATELY DISCONTINUE use and consult your doctor before resuming gameplay if you or your child experience any of the following health problems or symptoms:

- dizziness,
- altered vision,
- eye or muscle twitches,
- loss of awareness,
- disorientation,
- seizures, or
- any involuntary movement or convulsion.

RESUME GAMEPLAY ONLY ON APPROVAL OF YOUR DOCTOR.

Use and handling of video games to reduce the likelihood of a seizure

- Use in a well-lit area and keep as far away as possible from the television screen.
- Avoid large screen televisions. Use the smallest television screen available.

- Avoid prolonged use of the PS3™ system. Take a 15-minute break during each hour of play.
- Avoid playing when you are tired or need sleep.

3D images

Some people may experience discomfort (such as eye strain, eye fatigue, or nausea) while watching 3D video images or playing stereoscopic 3D games on 3D televisions. If you experience such discomfort you should immediately discontinue use of your television until the discomfort subsides. SCE recommends that all viewers take regular breaks while watching 3D video, or playing stereoscopic 3D games. The length and frequency of necessary breaks may vary from person to person - please take breaks that are long enough to allow any feelings of discomfort to subside. If symptoms persist, consult your doctor.

The vision of young children (especially those under six years old) is still under development. SCE recommends that you consult with a doctor (such as a pediatrician or eye doctor) before allowing a young child to watch 3D video images or play stereoscopic 3D games. Adults should supervise young children to ensure they follow the recommendations listed above. When using any 3D enabled device with your PlayStation®3 system you should read the instruction manual for that device and check www.us.playstation.com/support/3D for updated information.

Radio waves

Radio waves may affect electronic equipment or medical devices (for example, pacemakers), which may cause malfunctions and possible injuries.

- If you use a pacemaker or other medical device, consult your doctor or the manufacturer of your medical device before using the wireless networking feature (Bluetooth® and wireless LAN).
- Do not use the wireless networking feature in the following locations:
 - Areas where wireless network use is prohibited, such as in hospitals. Abide by medical institution regulations when using the system on their premises.
 - Areas near fire alarms, automatic doors and other types of automated equipment.

About the lithium coin memory back-up battery

The lithium coin memory back-up battery inside this product contains Perchlorate. The following statement is required by the State of California, USA:

Perchlorate Material - special handling may apply. See <http://www.dtsc.ca.gov/hazardouswaste/perchlorate>

Precautions

Before using this product, carefully read all the precautions.

Safety

This product has been designed with the highest concern for safety. However, any electrical device, if used improperly, has the potential for causing fire, electrical shock or personal injury. To help ensure accident-free operation, follow these guidelines:

- Observe all warnings, precautions and instructions.

- Regularly inspect the AC power cord for damage.
- Stop use, unplug the AC power cord from the electrical outlet and disconnect any other cables immediately if the device functions in an abnormal manner, produces unusual sounds or smells or becomes too hot to touch.
- Do not handle damaged or leaking Lithium-Ion batteries.
- If you come into contact with material from a leaking battery, take the following actions:
 - If the material gets into the eyes, do not rub. Immediately flush the eyes with clean water and seek medical attention.
 - If the material comes into contact with the skin or clothes, immediately rinse the affected area with clean water. Consult your doctor if inflammation or soreness develops.
- Do not allow the battery to come into contact with fire or subject it to extreme temperatures such as in direct sunlight, in a vehicle exposed to the sun or near a heat source.
- For more information on product safety and support, visit our website (➡ back cover).

components, or the failure to connect to a properly wired outlet, may cause sparking and pose a fire hazard.

- Do not touch the system or connected cables or accessories during an electrical storm.
- Do not use the system or accessories near water.
- Do not allow liquid, small particles or other foreign objects to get into the system or accessories.
- Do not touch the connectors of the system or accessories.
- Do not expose the system or accessories to dust, smoke or steam. Also, do not place the system in an area subject to excessive dust or cigarette smoke. Dust build-up or cigarette smoke residue on the internal components (such as the lens) may cause the system to malfunction.
- Do not expose the system or accessories to high temperatures, high humidity or direct sunlight.
- Do not place the system or accessories on surfaces that are unstable, tilted or subject to vibration.
- Do not set the system other than in the vertical or horizontal position. When setting the system in the vertical position, use the vertical stand (sold separately) for this model of the system. Also, do not change the position of the system while it is turned on.
- Be careful when carrying the system. If you do not have a good grip, the system may drop causing potential damage or injury.
- Keep the disc cover closed except when inserting or removing discs. Leaving the disc cover open may result in damage to internal components (such as the lens) or system malfunction.
- Be careful not to pinch your hands or fingers when closing the disc cover. This can cause injuries or system malfunction.
- Do not touch a disc while it is spinning. This can cause injuries, damage to the disc, or system malfunction.

Use and handling

- Do not use the system in a closed cabinet or other locations where heat may build up. Doing so may cause the system to overheat and may lead to fire, injury or malfunction.
- If the system's internal temperature becomes elevated, the power indicator will flash alternately in red and green. In this case, turn off the system and leave it unused for a while. After the system cools down, move it to a location with good ventilation, and then resume use.
- Use in a well-lit area and keep as far away as possible from the television screen.
- Avoid prolonged use of the PS3™ system and wireless controller.
- Stop using the system immediately if you begin to feel tired or if you experience discomfort or pain in your hands or arms while operating the wireless controller. If the condition persists, consult a doctor.
- If you experience any of the following health problems, discontinue use of the system immediately. If symptoms persist, consult with your doctor.
 - Dizziness, nausea, fatigue or symptoms similar to motion sickness
 - Discomfort or pain in a part of the body, such as eyes, ears, hands or arms
- Keep the system and accessories, including cable ties and fasteners, out of the reach of small children.
- Do not connect cables other than a USB cable while the system is turned on (power indicator is lit solid green).
- Any TV or component connected to the system must be functioning properly and free of defects. If a TV or component connected to the system is faulty or defective, it may cause damage to the TV or component, or to the system itself. As with all electrical products, connection to faulty or defective

- Do not turn off the system while data is being saved on or loaded from the hard disk.
- Do not move or change the position of the system while the power indicator is lit solid green or flashing green. The vibration that occurs as a result of moving the system may cause data loss or corruption, or damage to the system.
- Do not stand on or put objects on the system, and do not stack the system with other devices.
- Do not place the system and connected accessories on the floor or in a place where they may cause someone to trip or stumble.
- Do not allow bodily contact with the system or air from the system vents for an extended period of time while in use. Extended contact under these conditions may cause low-temperature burns.
- When connecting the system to a plasma or projection* TV, do not leave a still image on the TV screen for an extended period of time, as this may leave a faint image permanently on the screen.

* Except LCD screen types

- Parents are encouraged to monitor children in online activities to ensure safe and responsible Internet usage.

About the USB device

If "An unknown USB device has been connected" is displayed on-screen, the reason may be one of the following:

- The connected USB device is not compatible with the system.
- The connected USB device is compatible with only some software titles.
- Too many USB devices are connected to the USB hub.

Notes on safety when using the DUALSHOCK®3 Wireless Controller*

- Stop using the system immediately if you begin to feel tired or if you experience discomfort or pain in your hands or arms while operating the DUALSHOCK®3 Wireless Controller. If the condition persists, consult a doctor.
- The vibration function of the DUALSHOCK®3 Wireless Controller can aggravate injuries. Do not use the vibration function if you have any ailment or injury to the bones, joints or muscles of your hands or arms. If you have an ailment or an injury, do not play software titles that contain the vibration function using the DUALSHOCK®3 Wireless Controller unless you have set the vibration function to [Off].
- Avoid prolonged use of the DUALSHOCK®3 Wireless Controller. Take a break at about 30-minute intervals.
- Note that some software titles set the vibration function to [On] by default. To disable the vibration function, select [Settings] ➡ [Accessory Settings] ➡ [Controller Vibration Function] ➡ [Off].
- When using the motion sensor function of the wireless controller, be cautious of the following points. If the controller hits a person or object, this may cause accidental injury or damage.
 - Before using, check that there is plenty of space around you.
 - When using the controller, grip it firmly to make sure it cannot slip out of your hand.
 - If using a controller that is connected to the PS3™ system with a USB cable, make sure there is enough space for the cable so that the cable will not hit a person or object. Also, take care to avoid pulling the cable out of the PS3™ system while using the controller.

- Do not use a power cord other than the supplied AC power cord. Do not modify the cord.
- Do not touch the plug of the AC power cord with wet hands.
- Protect the AC power cord from being walked on or pinched particularly at plugs, expansion receptacles and the point where the cord exits from the system.
- Do not place heavy items on the cord.
- Do not place the AC power cord near heating equipment and do not expose the cord to heat.
- Unplug the AC power cord from the electrical outlet before cleaning or moving the system, or when you do not intend to use the system for an extended period of time. When disconnecting, grasp the power cord by the plug and pull straight out of the electrical outlet. Never pull by the cord and do not pull out at an angle.
- Do not connect the AC power cord to a voltage transformer or inverter. Connecting the AC power cord to a voltage transformer for overseas travel or an inverter for use in an automobile may cause heat to build up in the system and may cause burns or a malfunction.

Never disassemble or modify the system or accessories

Use the PS3™ system and accessories according to the instructions in the product documentation. No authorization for the analysis or modification of the system or accessories, or the analysis and use of its circuit configurations, is provided. Unauthorized modification of the system or accessories will void your warranty. There are no user serviceable components inside the PS3™ system (the supplied hard disk may be removed but not disassembled or modified). Additionally, there is a risk of exposure to laser radiation as well as to electrical shock.

- Some PlayStation® and PlayStation®2 peripherals such as the analog controller (DUALSHOCK®) and analog controller (DUALSHOCK®2) are not compatible with the PS3™ system. For details, visit www.us.playstation.com.

* These notes may also apply to other controllers.

Vents

Do not block any vents. To maintain good ventilation, follow the guidelines below:

- Place the system at least 10 cm (4 in) away from a wall surface.
- Do not place on a carpet or rug with long fibers.
- Do not place in a narrow or cramped space.
- Do not cover with cloth.
- Do not allow dust to build up on the vents.

AC power cord use

- Any TV or component connected to the system must be functioning properly and free of defects. If a TV or component is faulty or defective, it may cause damage to the TV or component, or to the system itself. As with all electrical products, connection to faulty or defective components, or the failure to connect to a properly wired outlet, may cause sparking and pose a fire hazard.
- Do not plug the AC power cord for the system into an electrical outlet until you have made all other connections. Make sure the TV or other component is unplugged from the electrical outlet prior to connecting it to the system.
- To help ensure safe operation, regularly inspect the AC power cord. If damaged, stop use immediately and contact SCEA Consumer Services (➡➡ back cover).

Network

- A broadband connection is required to access the Internet. Note that dial-up connectivity is not supported.
- User is responsible for Internet service fees. For details, refer to the information provided in your service contract or contact your Internet service provider.
- Do not use a cord for a standard residential telephone line or cables of types other than those mentioned here. Using the wrong type of cord or cable can cause more electrical current than necessary to flow through the LAN connector, which may lead to heat build-up, fire or malfunction.

Wireless networking feature

- The 2.4 GHz range of radio waves used by the wireless networking feature of this product is a range shared by various devices. This product has been designed to minimize the effect of other devices using the same range. However, in some cases interference from other devices may reduce the connection speed, shorten the signal range or cause the connection to be terminated unexpectedly.
- When using the PS3™ system's scan function to select a wireless LAN access point, access points that are not intended for public use may be displayed. Only connect to an access point that you are authorized to use.

Moisture condensation

If the system or disc is brought directly from a cold location to a warm one, moisture may condense on the lens inside the system or on the disc. Should this occur, the system may not operate properly. In this case, remove the disc and turn off and

Protecting the lens and the surrounding area

Using the Wireless Controller

Pairing the controller with a PS3™ system

When using two or more controllers, each controller must be paired with the PS3™ system separately.

Hint

You can connect up to seven controllers at one time.

Charging the battery

Hint

Wireless controller battery life

Hint

Storage

Specifications

PlayStation®3 system

CPU		Cell Broadband Engine™
GPU		RSX™
Audio output		LPCM 7.1ch, Dolby Digital, Dolby Digital Plus, Dolby TrueHD, DTS, DTS-HD, AAC
Memory		256 MB Main Memory, 256 MB Graphics Memory
Hard disk	2.5" Serial ATA	250 GB*1*2
Inputs/outputs *3		Hi-Speed USB (USB 2.0) × 2
Networking		Ethernet(10BASE-T, 100BASE-TX, 1000BASE-T) × 1
		IEEE 802.11b/g
		Bluetooth® 2.0 (EDR)
Controller		Wireless Controller (Bluetooth®)

AV output	Resolution	1080p, 1080i, 720p, 480p, 480i
	Connector	HDMI® OUT connector*4*5 × 1
		AV MULTI OUT connector × 1
		DIGITAL OUT (OPTICAL) connector × 1
BD/DVD/CD drive (read only)	Maximum read rate	BD × 2 (BD-ROM) DVD × 8 (DVD-ROM) CD × 24 (CD-ROM)
Laser	Type: Semiconductor, continuous BD Wavelength: 395 - 415 nm Power: Max. 1 mW DVD Wavelength: 640 - 675 nm Power: Max. 1 mW CD Wavelength: 765 - 805 nm Power: Max. 1 mW	
Power	120 V AC, 60 Hz	
Maximum rated power	190 W	
External dimensions (excluding maximum projecting part)	Approx. 290 × 60 × 230 mm (11.4 × 2.4 × 9.1 in) (width × height × depth)	
Mass	Approx. 2.1 kg (4.6 lb)	
Operating temperature	5 °C - 35 °C (41 °F - 95 °F)	

*1 Hard disk capacity calculated using base 10 mathematics (1GB = 1,000,000,000 bytes). The system software for this PS3™ system calculates capacity using binary mathematics (1GB = 1,073,741,824 bytes) and consequently displays lower capacity

and free space. The difference in displayed values does not indicate a difference in the actual number of bytes.

*2 A portion of the hard disk capacity is reserved for use in connection with system administration, maintenance, and additional options. This may occur upon installation of system software or other software. As a result, the availability of hard disk capacity may vary depending on the system, system software version, or available options, and is not otherwise available for your use.

*3 Functionality of all connected devices is not guaranteed.

*4 "3D", "Deep Color", "x.v.Color" and "HD lossless audio format" are supported.

*5 Use an HDMI cable (sold separately) that is manufactured by Sony or has the HDMI logo.

Playable discs

For additional information on compatible media types, visit our website at www.us.playstation.com.

Blu-ray Disc™ (BD)	PlayStation®3 format BD-ROM
	BD-ROM
	BD-R
	BD-RE*1
DVD	DVD-ROM
	DVD+R/RW
	DVD-R/RW
	AVCHD
	DSD Disc

CD	PlayStation® format CD-ROM*2
	CD-DA (audio CD)*3
	CD-R/RW

*1 Playback of BD-RE ver. 1.0 discs is not supported.

*2 This model of the PlayStation®3 system is designed to play PlayStation®3 format software and has limited backward compatibility. This system is not compatible with and will not play PlayStation®2 format software. Some PlayStation® format software may play on this system. For more information, visit www.us.playstation.com.

*3 Playback of Super Audio CDs is not supported.

DUALSHOCK®3 Wireless Controller





Input power rating		DC 5 V, 500 mA
Battery specifications	Battery type	Built-in rechargeable Lithium-Ion battery
	Voltage	DC 3.7 V
	Battery capacity	610 mAh
Mass		Approx. 180 g (6.3 oz)

Supplied AV cable and USB cable

AV cable Company: SONY
Part No.: 1-838-149-31
USB cable Company: SONY
Part No.: 1-846-260-12

Region codes

Depending on the disc, a region code that is based on the geographic region where the disc is distributed may be assigned. This system can play discs marked with the following region codes.

Disc	Region code
Blu-ray Disc (BD)	
DVD	
PlayStation®3 format BD-ROM	
PlayStation® format CD-ROM	

DVD and PlayStation®3 format software

- When outputting DVD content or PlayStation®3 format software in SD resolution, only discs recorded in the NTSC standard can be played.
- When playing PlayStation®3 format software in HD resolution, a TV that supports video playback at 59.94 Hz is required.

DVD-R/DVD-RW/DVD+R/DVD+RW discs

Discs that have not been finalized cannot be played.

