

## WARNING

To avoid electrical shock, do not open the cabinet. Refer servicing to qualified personnel only.

For your safety, use only a licensed or genuine Sony AC adaptor for the PlayStation®TV system. Other types may cause fire, electrical shocks or a malfunction.

### FCC and IC notice

This equipment complies with FCC/IC radiation exposure limits set forth for an uncontrolled environment and meets the FCC radio frequency (RF) Exposure Guidelines and RSS-102 of the IC radio frequency (RF) Exposure rules. This equipment should be installed and operated with at least 20 cm (8 in) and more between the radiator and person's body (excluding extremities: hands, wrists, feet and ankles). This transmitter must not be co-located or operated in conjunction with any other antenna or transmitter. The wireless controller complies with FCC/IC radiation exposure limits set forth for uncontrolled environment and meets the FCC radio frequency (RF) Exposure Guidelines and RSS-102 of the IC radio frequency (RF) Exposure rules. This equipment has very low levels of RF energy that are deemed to comply without testing of specific absorption rate (SAR).

### NOTE:

This equipment has been tested and found to comply with the limits for a Class B digital device, pursuant to Part 15 of the FCC rules. These limits are designed to provide reasonable protection against harmful interference in a residential installation. This equipment generates, uses, and can radiate radio frequency energy and, if not installed and used in accordance with the instructions, may cause harmful interference to radio communications. However, there is no guarantee that interference will not occur in a particular installation. If this equipment does cause harmful interference to radio or television reception, which can be determined by turning the equipment off and on, the user is encouraged to try to correct the interference by one or more of the following measures:

- Reorient or relocate the receiving antenna.
- Increase the separation between the equipment and receiver.
- Connect the equipment into an outlet on a circuit different from that to which the receiver is connected.
- Consult the dealer or an experienced radio/TV technician for help.

You are cautioned that any changes or modifications not expressly approved by the party responsible for compliance could void the user's authority to operate the equipment.

If you have questions about this product, visit [us.playstation.com/support](http://us.playstation.com/support) or contact SCEA Consumer Services at 1-800-345-7669. You can also write to: Sony Computer Entertainment America LLC Consumer Services/Technical Support PO Box 5888, San Mateo, CA 94402-0888 U.S.A.

### Declaration of Conformity

Trade Name : SONY  
Model No. : VTE-1001  
Responsible Party : Sony Electronics Inc.  
Address : 16530 Via Esprillo San Diego, CA 92127 U.S.A.  
Telephone No. : 858-942-2230

This device complies with Part 15 of FCC Rules and Industry Canada licence-exempt RSS standard(s). Operation is subject to the following two conditions: (1) this device may not cause harmful interference, and (2) this device must accept any interference received, including interference that may cause undesired operation.

### Photosensitivity/Epilepsy/Seizures

A very small percentage of individuals may experience epileptic seizures or blackouts when exposed to certain light patterns or flashing lights. Exposure to certain patterns or backgrounds on a television screen or when playing video games may trigger epileptic seizures or blackouts in these individuals. These conditions may trigger previously undetected epileptic symptoms or seizures in persons who have no history of prior seizures or epilepsy. If you, or anyone in your family, has an epileptic condition or has had seizures of any kind, consult your physician before playing.

**IMMEDIATELY DISCONTINUE** use and consult your physician before resuming gameplay if you or your child experience any of the following health problems or symptoms:

- dizziness,
- altered vision,
- eye or muscle twitches,
- loss of awareness,
- disorientation,
- seizures, or
- any involuntary movement or convulsion.

**RESUME GAMEPLAY ONLY ON APPROVAL OF YOUR PHYSICIAN.**

### Use and handling of video games to reduce the likelihood of a seizure

- Use in a well-lit area and keep as far away as possible from the television screen.
- Avoid large screen televisions. Use the smallest television screen available.
- Avoid prolonged use of the PS TV system. Take a 15-minute break during each hour of play.
- Avoid playing when you are tired or need sleep.

### Radio waves

Radio waves may affect electronic equipment or medical devices (for example, pacemakers), which may cause malfunctions and possible injuries.

- If you use a pacemaker or other medical device, consult your doctor or the manufacturer of your medical device before using the wireless networking feature (Bluetooth® and wireless LAN).
- Do not use the wireless networking feature (Bluetooth® and wireless LAN) in the following locations:
  - Areas where network features use is prohibited, such as in aircraft and hospitals. Abide by medical institution regulations when using the system on their premises.
  - Areas near fire alarms, automatic doors and other types of automated equipment.

## Precautions

Before using this product, carefully read this manual and retain it for future reference. Parents and guardians of children should read this manual and make sure that the child follows all safety precautions.

### Safety

This product has been designed with the highest concern for safety. However, any electrical device, if used improperly, has the potential for causing fire, electrical shock or personal injury.

To help ensure accident-free operation, follow these guidelines:

- Observe all warnings, precautions and instructions.
- Regularly inspect the AC adaptor, AC power cord and HDMI™ cable.
- If your PS TV system is damaged, do not use it. Unplug the AC power cord from the electrical outlet and disconnect any other cables immediately.

- Stop use, unplug the AC power cord from the electrical outlet and disconnect any other cables immediately if the device functions in an abnormal manner, produces unusual sounds or smells or if it or the AC adaptor becomes too hot to touch.
- Sony Computer Entertainment America LLC (SCEA) strongly recommend using, with your PS TV system, only genuine Sony AC adaptor, AC power cord and HDMI cable that are compatible with your model of the PS TV system. Because SCEA cannot assure the safe use and operation of other types of AC adaptor, AC power cord and HDMI cable, the use of any such AC adaptor, AC power cord or HDMI cable with any PS TV system voids the warranty on the PS TV system.
- Do not handle damaged or leaking Lithium-Ion batteries.
- If you come into contact with material from a leaking battery, take the following actions:
  - If the material gets into the eyes, do not rub. Immediately flush the eyes with clean water and seek medical attention.
  - If the material comes into contact with the skin or clothes, immediately rinse the affected area with clean water. Consult your physician if inflammation or soreness develops.
- Do not allow the battery to come into contact with fire or subject it to extreme temperatures such as in direct sunlight, in a vehicle exposed to the sun or near a heat source.
- For more information on product safety and support, visit our website.

### Use and handling

- Avoid prolonged use of the PS TV system. To help prevent eyestrain, take a break of about 15 minutes during every hour of play.
- If you experience any of the following health problems, discontinue use of the system immediately. If symptoms persist, consult with your physician.
  - Dizziness, nausea, fatigue or symptoms similar to motion sickness
  - Discomfort or pain in a part of the body, such as eyes, ears, hands or arms
- Keep the system and accessories out of the reach of small children. Small children may swallow the media cards or wrap the cables/straps around themselves, which may inflict injury or cause an accident or a malfunction. Media cards may present a choking hazard.
- Do not use the system or accessories near water.
- Use only attachments/accessories specified by the manufacturer.
- Do not expose the system or accessories to high temperatures, high humidity, or direct sunlight.
- Do not expose the system or accessories to dust, smoke or steam. Do not allow liquid or small particles to get into the system or accessories.
- Do not place the system or accessories on surfaces that are tilted, unstable or subject to vibration.
- Do not touch or insert foreign objects into the connectors of the system or accessories.
- Depending on the conditions of use, the system or AC adaptor may reach temperatures of 40 °C/104 °F or more. Do not touch the system or AC adaptor for an extended period of time under these conditions. Extended contact under these conditions may cause low-temperature burns\*.
  - \* Low-temperature burns are burns that occur when the skin is in contact with objects of relatively low temperatures (40 °C or more/104 °F or more) for an extended period of time.
- When connecting the system to a plasma or projection\* TV, do not leave a still image on the TV screen for an extended period of time, as this may leave a faint image permanently on the screen.
  - \* Except LCD screen types
- Do not place the system and connected accessories on the floor or in a place where they may cause someone to trip or stumble.

### Notes on safety when using the controllers

- Stop using the system immediately if you begin to feel tired or if you experience discomfort or pain in your hands or arms while operating the wireless controller. If the condition persists, consult a doctor.
- The vibration function of the wireless controller can aggravate injuries. Do not use the vibration function if you have any ailment or injury to the bones, joints or muscles of your hands or arms. If you have an ailment or an injury, do not use the wireless controller to play software titles that contain the vibration function unless you first disable this function.
- Avoid prolonged use of the wireless controller. Take a break at about 30-minute intervals.
- Note that some software titles enable the vibration function by default. To disable the vibration function, first press and hold the PS button on the controller. Remove the checkmark from [Enable Vibration] on the screen that is displayed.
- Avoid looking into the light bar of the controller when it is flashing. Stop using the controller immediately if you experience any discomfort or pain in any body parts.

### AC adaptor, AC power cord and HDMI cable use

- Do not plug the AC power cord for the system into an electrical outlet until you have connected the HDMI cable. Make sure the TV or other component is unplugged from the electrical outlet prior to connecting it to the system.
- Do not touch the plug of the AC power cord with wet hands.
- Do not touch the AC power cord, AC adaptor, HDMI cable or the system, if connected to an electrical outlet, during an electrical storm.
- Before plugging in a cable, check that the system connectors (such as the HDMI output port) and the AC adaptor or HDMI cable connectors are clean. If not, wipe the connectors with a soft, dry cloth.
- When the system will not be used for an extended period of time, or when cleaning the system, unplug the power cord and any other cables.
- Do not damage the AC adaptor or AC power cord:
  - Do not modify the AC adaptor or AC power cord.
  - Do not wrap the AC power cord or HDMI cable around the PS TV system or around the AC adaptor.
  - Do not place the AC adaptor or AC power cord near a heat source or allow them to get hot.
  - Do not subject the AC power cord to tension.
  - When disconnecting the AC power cord, hold it by the plug and pull straight out from the electrical socket. Never pull by the cord and do not pull at an angle.
  - Protect the AC power cord from being walked on or pinched particularly at plugs, electrical socket and the point where they exit from the system.
  - Do not use the PS TV system or the AC adaptor when they are covered by a cloth or in their cases. Heat may build up and cause a fire or damage to the system.
- Do not connect the AC power cord to a voltage transformer or inverter. Connecting the AC power cord to a voltage transformer for overseas travel or an inverter for use in an automobile may cause heat to build up in the AC adaptor and may cause burns or a malfunction.
- Use an electrical outlet that is easily accessible, so the AC power cord can be unplugged quickly if the need arises.
- Use the PS TV system and accessories according to the instructions in this manual. No authorization for the analysis or modification of the system, or the analysis and use of its circuit configurations, is provided. Disassembling will void the system warranty. Additionally, there is a risk of fire, electrical shock or malfunction.

### Network

- A broadband connection is required to access the Internet. Note that dial-up connectivity is not supported.
- You are responsible for Internet service fees. For details, refer to the information provided in your service contract or contact your Internet service provider.

- Do not use a cord for a standard residential telephone line or cables of types other than those mentioned here. Using the wrong type of cord or cable can cause more electrical current than necessary to flow through the LAN connector, which may lead to heat build-up, fire or malfunction.

### Using Wi-Fi access points

- The 2.4 GHz range of radio waves used by the wireless networking feature of this product is a range shared by various devices. This product has been designed to minimize the effect of other devices using the same range. However, in some cases interference from other devices may reduce the connection speed, shorten the signal range or cause the connection to be terminated unexpectedly.
- When connecting to the Internet using the Wi-Fi feature, the system automatically detects nearby access points. An access point that you are not authorized to use may be included among the detected devices. Only connect to a personal access point that you are authorized to use, or one that is available through a commercial Wi-Fi service. The user is responsible for all fees associated with Wi-Fi access.

### Recorded data

In the following cases, data saved on a PlayStation®Vita card or memory card might be lost or corrupted.




- Removing the PS Vita card or turning off the PS TV system while it is saving or loading data.
- Removing the memory card while the PS TV system is turned on.
- Using it in a location that is exposed to static electricity or electrical interference.

If, for any reason, software or data loss or corruption occurs, it is usually not possible to recover the software or data. It is recommended that you regularly back up software and data. Sony Computer Entertainment Inc. and its subsidiaries and affiliates will not be held liable for any damages or injury in the case of software or data loss or corruption.

### When moisture condensation occurs

If the PS TV system is brought directly from a cold location to a warm one, moisture may condense inside the system and cause it to operate improperly. Should this occur, turn off and unplug the system. Do not use the PS TV system until the moisture evaporates (this may take several hours). If the system still does not operate properly, contact SCEA Consumer Services.

### When your system is not operating correctly

Turn off the power, and then press and hold the  (Power) button on the system for at least 7 seconds to turn on the power again. Then connect a controller with a USB cable, and press the  (PS) button on the controller. The safe mode screen is displayed. Safe mode is a start-up mode for your system, in which only a few system functions are available for solving problems. If the power will not turn off normally, press and hold the  (Power) button on the system for at least 15 seconds. The system restarts, and the safe mode screen is displayed. Once the system has entered safe mode, select the necessary items, and follow the on-screen instructions to perform operations.

## Specifications

Design and specifications are subject to change without notice. Depending on the software version in use, the system may operate differently than described in this manual.

### PlayStation®TV system

AV output	Resolution 720p, 1080i, 480p
Sound output	LPCM 2ch
Main slots and connectors	PlayStation®Vita card slot Memory card slot USB connector (USB 2.0 Type A) HDMI output port (HDMI-CEC) LAN port (10BASE-T, 100BASE-TX)
Internal memory card	1 GB*
Power	AC adaptor: DC 5 V
Maximum rated power	Approximately 2.8 W
External dimensions	Approximately 65.0 × 105.0 × 13.6 mm (2.56 × 4.13 × 0.54 in) (length × height × thickness)
Mass	Approximately 110 g (3.88 oz)
Operating temperature	5 °C – 35 °C (41 °F – 95 °F)
Controller	DUALSHOCK™3 wireless controller DUALSHOCK™4 wireless controller

\* A portion of space on the internal memory card is available for you to use, while another portion is used for system files. The amount of actual space that is available for you to use will be lower than the total capacity of the internal memory card indicated in this document.

### Network functions

Ethernet	10BASE-T, 100BASE-TX
Wi-Fi	IEEE 802.11b/g/n (n = 1x1)
Bluetooth®	2.1 + EDR (A2DP, AVRCP, HSP, HID)

### AC adaptor


Input	AC 100 – 240 V, 50/60 Hz
Output	DC 5 V, 2000 mA (2 A)
External dimensions	Approximately 76 × 46 × 22 mm (3.0 × 1.8 × 0.87 in) (length × height × thickness)
Mass	Approximately 93 g (3.28 oz)

### System software

The system software included within this product is subject to a limited license from Sony Computer Entertainment Inc. Refer to <http://www.scei.co.jp/psvita-eula> for further details.

## Copyright and trademarks

“PS” and “PlayStation” are registered trademarks of Sony Computer Entertainment Inc.  
“DUALSHOCK” and “LIVEAREA” are trademarks of the same company.

“SONY” and “” are registered trademarks of Sony Corporation.

The Bluetooth® word mark and logos are owned by the Bluetooth SIG, Inc. and any use of such marks by Sony Computer Entertainment Inc. is under license. Other trademarks and trade names are those of their respective owners.

The terms HDMI and HDMI High-Definition Multimedia Interface, and the HDMI Logo are trademarks or registered trademarks of HDMI Licensing LLC in the United States and other countries.

All other trademarks are the properties of their respective owners.